



Fiscal Year Ending March 31, 2023 First Quarter

Results Briefing Materials

Marvelous Inc. Stock Code: 7844 (Prime Market)

July 29, 2022

MARVELOUS!



- 1. Fiscal Year Ending March 2023, First Quarter Results Summary**
- 2. Segment Results**
- 3. Forecasts for the Fiscal Year Ending March 2023**
- 4. Supplementary Material**



Fiscal Year Ending March 2023, First Quarter Results Summary



Financial Summary for the Fiscal Year Ending March 2023, First Quarter

MARVELOUS!

Net sales 53.1 billion **5,319** million yen (82.2% YoY) Operating profit **780** million yen (53.3% YoY)

- Decreased revenue and profit as a reaction after strong sales of new game software in the previous fiscal year
- A foreign exchange gain of 388 million yen was recorded in non-operating income due to the impact of the rapid depreciation of the yen on foreign currency deposits held by the Company.

Unit: million yen	1Q FY Ended March 2022		1Q FY Ending March 2023		YOY change	
	Actual	Profit ratio	Actual	Profit ratio	(Amount)	(%)
Net sales	6,473	—	5,319	—	-1,153	82.2%
Operating profit	1,464	22.6%	780	14.7%	-684	53.3%
Ordinary profit	1,474	22.8%	1,132	21.3%	-342	76.8%
Profit attributable to owners of parent	1,074	16.6%	752	14.1%	-322	70.0%



Changes in Quarterly Consolidated Financial Results

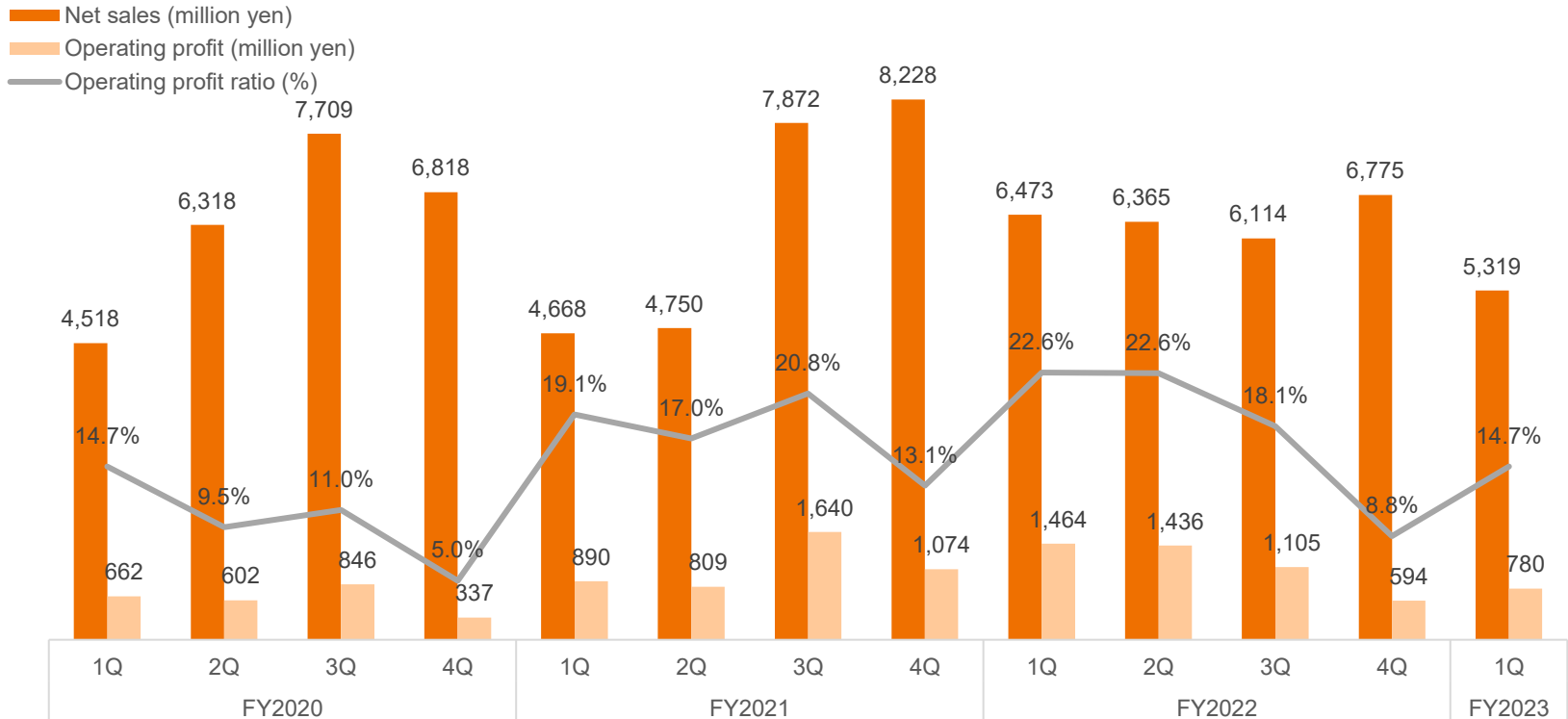
MARVELOUS!

Fiscal Year Ending March 31, 2023 First Quarter

Net sales **5,319** million yen (82.2% YoY, 78.5% QoQ)

Operating profit **780** million yen (53.3% YoY, 131.3% QoQ)

Operating profit ratio **14.7%** (down 7.9 points YoY, up 5.9 points QoQ)





Segment Results



Operating Results by Segment

MARVELOUS!

Unit: million yen		1Q FY2022	1Q FY2023	YOY change	
		(April - June 2021)	(April - June 2022)	(Amount)	(%)
Net sales	Digital Contents Business	4,499	3,030	-1,468	67.4%
	Amusement Business	1,225	1,726	500	140.9%
	Audio & Visual Business	748	562	-186	75.1%
	Total	6,473	5,319	-1,153	82.2%
Segment profit	Digital Contents Business	1,443	252	-1,190	17.5%
	Amusement Business	348	702	354	201.9%
	Audio & Visual Business	18	229	211	—
	Total	1,809	1,185	-624	65.5%
Company-level costs, etc.		-344	-405	-60	117.6%
Operating profit total		1,464	780	-684	53.3%

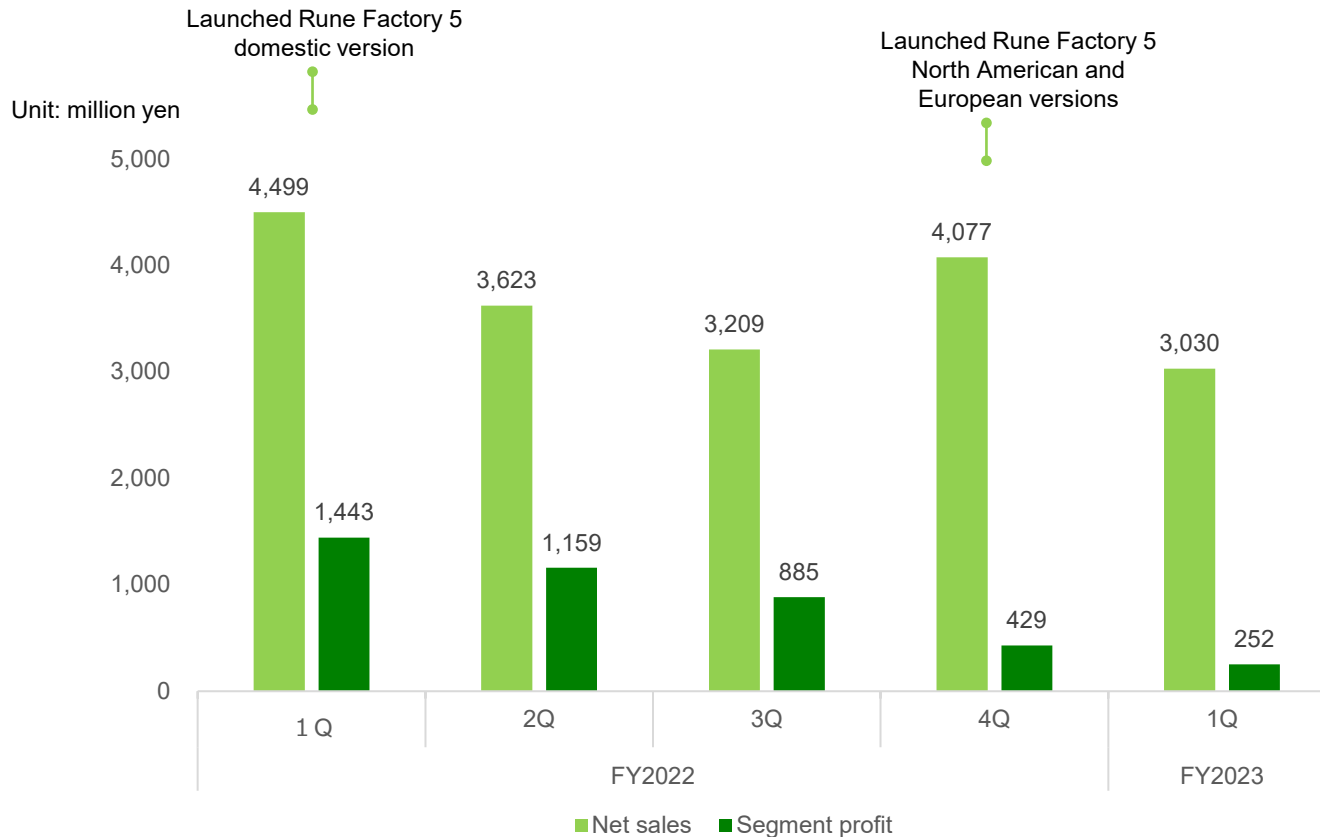
*Segment classifications have been changed since the fiscal year ending March 2023. Figures for the fiscal year ended March 2022 have been reclassified according to the new segment classification.



Digital Contents Business [1Q Overview]

MARVELOUS!

- Decrease in sales and profit as a reactionary decline following the strong sales of “Rune Factory 5” in the previous fiscal year



1Q FY2023

Net sales
3,030 million yen

67.4% YoY
74.3% QoQ

Operating profit
252 million yen

17.5% YoY
58.9% QoQ

*Segment classifications have been changed since the fiscal year ending March 2023. Figures for the fiscal year ended March 2022 have been reclassified according to the new segment classification.



DEADCRAFT

(Nintendo Switch™/PlayStation®5/PlayStation®4/
Steam®/Xbox Series X|S/Xbox One)



A zombie survival action game DEADCRAFT was released worldwide on multiple platforms simultaneously on May 19.

*Steam® version was available since May 20 *Download only

©2022 Marvelous Inc.

SHINOVI MASTER -SENTRAN KAGURA NEW LINK-

(PC/Smartphone)



On May 29: 4.5 year anniversary

New playable characters are gaining popularity

©Marvelous Inc.
©HONEY PARADE GAMES Inc.

Logres of Swords and Sorcery: Goddess of Ancient

(PC/Smartphone)



“Overload” collaboration was carried out in April, and it was ranked in the top 10 in sales rankings.

©Marvelous Inc. Aiming Inc.

The Thousand Musketeers: Rhodoknight

(Smartphone)



Held half anniversary event in May

©2022 Marvelous Inc.



Consumer Game Lineup

Rune Factory 5

(Steam®)

The Steam® version released on July 14



*The Nintendo Switch™ version is on sale

©2021 Marvelous Inc.

BOKUJO MONOGATARI OLIVE TOWN TO KIBO NO DAICHI SPECIAL

(PlayStation®4)

“BOKUJO MONOGATARI OLIVE TOWN TO KIBO NO DAICHI” for PS4® version released on July 28

*Nintendo Switch™ and Steam® versions are on sale



©2022 Marvelous Inc.

No More Heroes 3

(PlayStation®4/PlayStation®5/
Xbox Series X|S/Xbox One/Steam®)



The release is scheduled in October for PlayStation, XBOX platform, and Steam in Japan and overseas

*Download version only for Xbox Series X|S/Xbox One
*The Nintendo Switch™ version is on sale

©Marvelous Inc. Developed by Grasshopper Manufacture Inc.

LOOP8

(Nintendo Switch™/PlayStation®4/Xbox One)

ジュブナイルRPG
LOOP8
ループエイト



Complete New Juvenile (Youth) RPG
“LOOP8” is scheduled to be released in 2022.

©2022 Marvelous Inc.



Online Game Lineup

Dolphin Wave

(PC/Smartphone)

- Full new jet battle game “Dolphin Wave” of HONEY PARADE GAMES is scheduled to be distributed in 2022, and pre-registration is now available.



©Marvelous Inc.
©HONEY PARADE GAMES Inc.

Digipla-collection MARUGOTO TETSUDO

(Smartphone)

- Pre-registration is now available for distribution from our subsidiary G-MODE Corporation this summer.
- Digital Plamo (New 3D puzzle)



©G-MODE Corporation

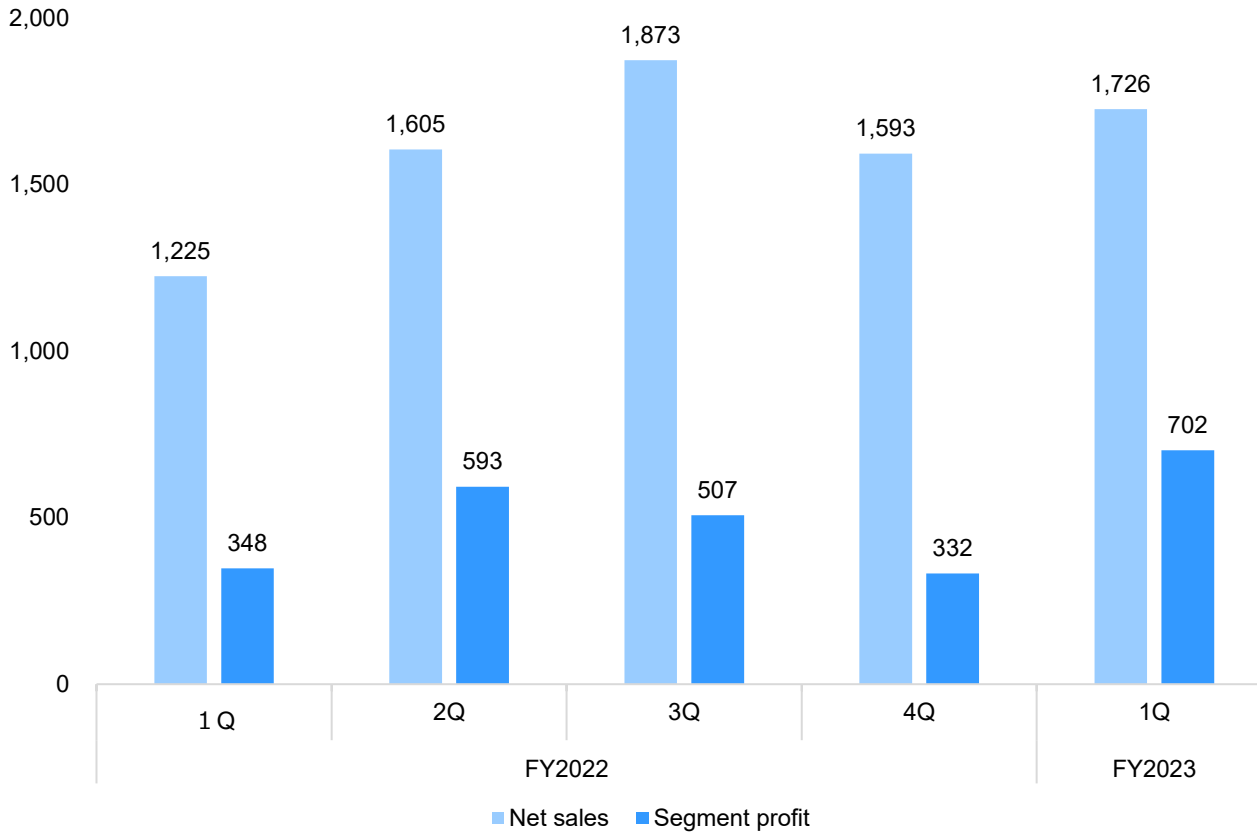


Amusement Business [1Q Overview]

MARVELOUS!

- “Pokémon MEZASTAR” continues to perform very well

Unit: million yen



1Q FY2023

Net sales
1,726 million yen

140.9% YoY
108.3% QoQ

Operating profit
702 million yen

201.9% YoY
211.5% QoQ

*Segment classifications have been changed since the fiscal year ending March 2023. Figures for the fiscal year ended March 2022 have been reclassified according to the new segment classification.



Pokémon MEZASTAR

(Kids' amusement machine)

The new Tag is in operation from July 7



*Launched on September 17, 2020

©2022 Pokémon. ©1995-2022 Nintendo/Creatures Inc./ GAME FREAK inc.
Developed by T-ARTS and MARV
ポケットモンスター/ポケモン/Pokémon is a registered trademark of
Nintendo/Creatures inc. / GAME FREAK inc.

Pokémon Ga-Olé (Overseas)

(Kids' amusement machine)

“Pokémon Ga-Olé” overseas continues to be affected by COVID-19 in some of its operating areas, but is performing well in other areas.



*Overseas operations since December 2020

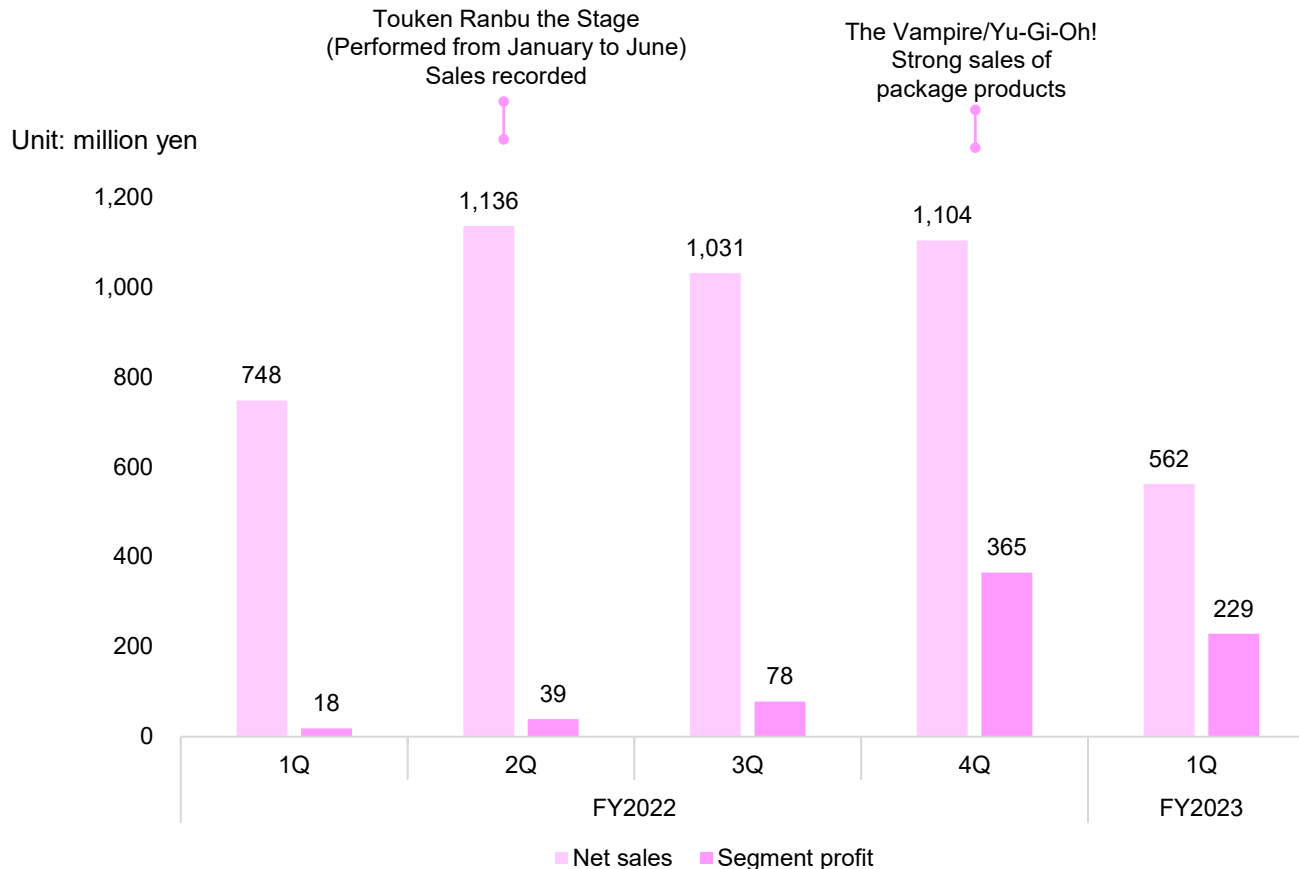
©2022 Pokémon. ©1995-2022 Nintendo/Creatures Inc./GAME FREAK inc.
Developed by T-ARTS and MARV
TM and © are trademarks of Nintendo.



Audio & Visual Business [1Q Overview]

MARVELOUS!

- Sales decreased due to a decline in the number of titles recorded in stage performances
- Profit increased from the same period of the previous year owing to the recording subsidiaries of J-LODlive (Japan content LOCALization and Distribution live entertainment), etc.



1Q FY2023

Net sales

562 million yen

75.1% YoY
50.9% QoQ

Operating profit

229 million yen

YOY
62.9% QoQ



Yu-Gi-Oh! GO RUSH!!

From April 2022,
broadcasted on TV Tokyo
Group from 7:30 AM every
Sunday.



©STUDIO DICE / SHUEISHA, TV TOKYO, KONAMI

Aoashi

From April 2022,
broadcasted every
Saturday from 6:25 PM on
NHK E-TV.



©2022 Yugo KOBAYASHI, Shogakukan / Aoashi Project

TOUKENRANBU THE STAGE

Kiden Ikusayunoadabana

- Performed from March to May 2022
- Blu-ray/DVD to be released in September 2022



© Touken Ranbu the Stage Production Committee
© 2015 EXNOA LLC/Nitroplus

Musical HAKUOKI SHINKAI Side Saito Hajime

- Performed from April to May 2022
- Blu-ray/DVD to be released in September 2022



©IDEA FACTORY · DESIGN FACTORY / Musical HAKUOKI Project



Audio & Visual Lineup/Topics

TOUKEN RANBU HANAMARU Season 3

• The last part of the trilogy of “TOUKEN RANBU HANAMARU Season 3,” “HANA NO MAKI” will be released in theaters on September 1



©2022 NITRO PLUS・EXNOA LLC/TOUKEN RANBU HANAMARU 3 Project

Made decision to hold fireworks event projects aiming for synergy with the audio and visual business

- Hosts “ICHIKAMISATO HANAMIRAI-FIREWORKS * FUTURE-2022” -



©Marvelous Inc.

Delicious Party Pretty Cure the Movie

• The latest movie in the “Pretty Cure” series is scheduled to be released in theaters on September 23.



©2022 Delicious Party Pretty Cure the Movie Production Committee

[Event outline]

- Name: ICHIKAMISATO HANAMIRAI -FIREWORKS * FUTURE-2022
- Date: Sunday, October 2, 2022
- Venue: Fuefuki River riverside, Sangun-bashi downstream (Ichikawamisato-cho, Nishiyatsushiro-gun, Yamanashi)
- Sponsor: Marvelous Inc.
- Cooperation (planned): Yamanashi Prefecture, Ichikawamisato-cho



Stage Performance Lineup (Series)

Stage [Yowamushi Pedal] The Cadence !

- Performance in July 2022
- Blu-ray/DVD to be released in November 2022



©WATARU WATANABE (Akitashoten) 2008 / Yowamushi Pedal Stage Project

MUSICAL THE PRINCE OF TENNIS 4th SEASON SEIGAKU vs St.RUDOLPH・ YAMABUKI

To be performed
from July to August
2022



©1999 TAKESHI KONOMI/2021 MUSICAL THE PRINCE OF TENNIS PROJECT

“World Trigger the Stage” -The Invasion-

Performance
scheduled
in August 2022



©Daisuke Ashihara/SHUEISHA, ©“World Trigger the Stage”project

MUSICAL AO HARU TETSUDO For Whom the Nozomi Runs



Performance scheduled in
August 2022

©AO HARU ©Musical AO HARU TETSUDO Project

Musical “Ouran High School Host Club” f

Performance
scheduled
in December 2022



©Bisco Hatori,hakusensha / Musical “Ouran High School Host Club” Project

MUSICAL 『MORIARTY THE PATRIOT』 OP.4

Performance
scheduled
from January to
February 2023



©Ryosuke Takeuchi,Hikaru Miyoshi/SHUEISHA
©MUSICAL『MORIARTY THE PATRIOT』PROJECT



Stage Performance Lineup (New for this fiscal year)

MUSICAL ACE OF DIAMOND



- Musical adaptation of the highly popular high school baseball cartoon “ACE OF DIAMOND”
- Performance scheduled from September to October 2022

©Yuji Terajima・KODANSHA/MUSICAL ACE OF DIAMOND PROJECT

“MAHOROBAKANATA”



- Written and directed by Daisuke Nishida
- Original stage productions
- Performance scheduled from October to November 2022

©MAHOROBAKANATA2022

TOKYO COLOR SONIC!! THE STAGE

- Stage adaptation of “TOKYO COLOR SONIC!!,” the original CD content project whose character design was handled by highly popular illustrator Ryo Fujiwara.
- Performance scheduled in February 2023



©COLORATION ©TOKYO COLOR SONIC!! THE STAGE PROJECT

< Other new stage productions also planned >



Forecasts for the Fiscal Year Ending March 2023



Results forecasts

- There are many new original titles for consumer and online games to be released this season, and business performance will fluctuate greatly depending on the degree of their hits. Also because of concerns over the effects of COVID-19 on stage performance, it is difficult to forecast the achievement at a specific value, and therefore, the forecasts will be disclosed in a range format.
- Although the progress rate through 1Q is low, the forecast is based on this year's title structure being biased toward the second half.

Unit: million yen	FY2022 Actual	FY2023 Forecast	YOY change (%)
Net sales	25,728	25,000 - 28,800	97.2% - 111.9%
Operating profit	4,600	4,000 - 4,600	86.9% - 100.0%
Ordinary profit	5,054	4,200 - 4,800	83.1% - 95.0%
Profit attributable to owners of parent	3,817	2,940 - 3,360	77.0% - 88.0%

Dividends forecasts

The year-end dividend forecast for the fiscal year ending March 2023 will be disclosed when it becomes possible to disclose specific figures in the earnings forecast.



Supplementary Material



Statement of Profit and Loss

MARVELOUS!

Unit: million yen	1Q FY Ended March 2022		1Q FY Ending March 2023		YOY change	
	Actual	Profit ratio	Actual	Profit ratio	(Amount)	(%)
Net sales	6,473	—	5,319	—	-1,153	82.2%
Cost of sales	3,177	—	2,493	—	-684	78.5%
SGA expenses	1,830	—	2,045	—	215	111.8%
Thereof advertising expenses	264	—	326	—	61	123.5%
Operating profit	1,464	22.6%	780	14.7%	-684	53.3%
Non-operating profit/loss	9	—	352	—	342	—
Ordinary profit	1,474	22.8%	1,132	21.3%	-342	76.8%
Extra ordinary profit/loss	0	—	—	—	-0	—
Income taxes	400	—	383	—	-17	95.7%
Profit attributable to owners of parent	1,074	16.6%	752	14.1%	-322	70.0%

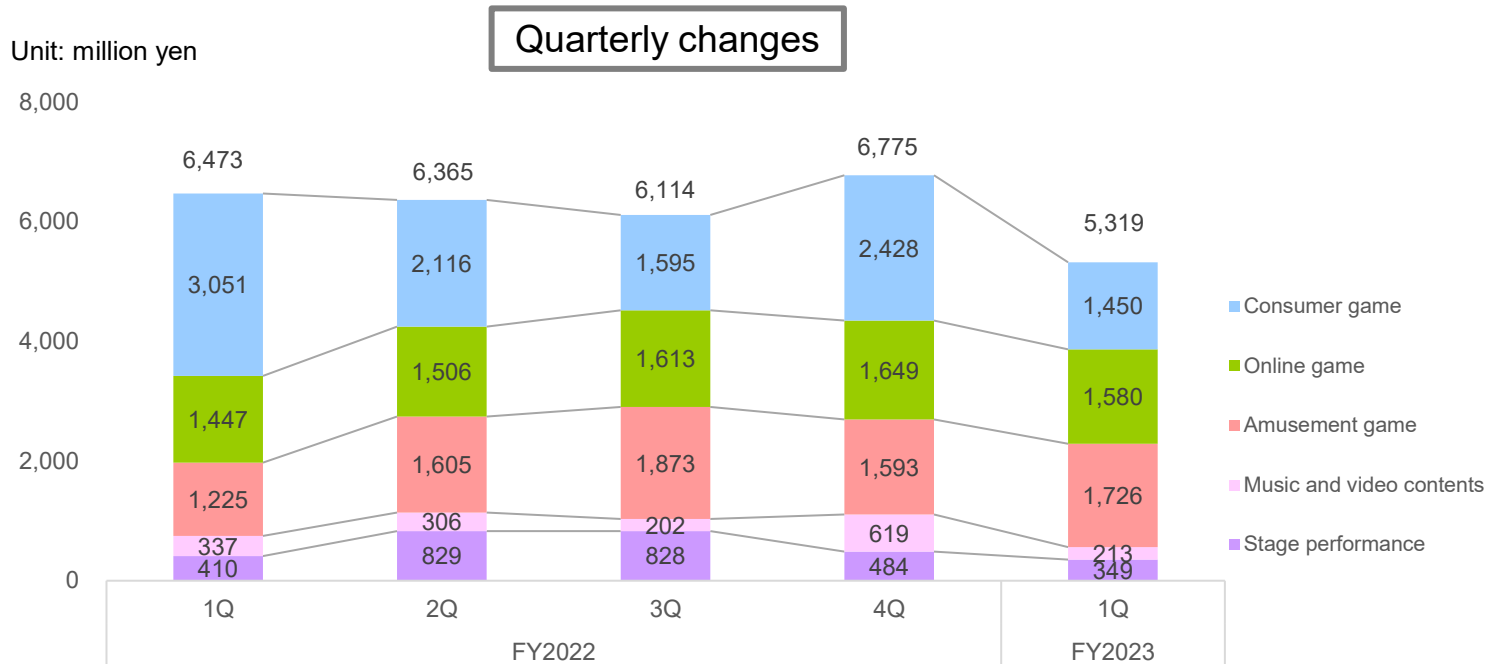


Sales Changes by Business Segment

MARVELOUS!

Unit: million yen

Reportable segment	Business category	1Q FY Ending March 2023 (April - June 2022)
Digital Contents Business	Consumer games related	1,450
	Online games related	1,580
Amusement Business	Amusement games related	1,726
Audio & Visual Business	Music and video contents related	213
	Stage performance related	349
Net sales total		5,319





Balance Sheet

MARVELOUS!

Unit: million yen	End of March 2022	End of June 2022	Change in amount
Current assets	28,106	26,679	-1,426
Non-current assets	8,425	8,536	111
Total assets	36,531	35,216	-1,315
Current liabilities	7,143	6,645	-497
Non-current liabilities	414	414	—
Total liabilities	7,557	7,060	-497
Total net assets	28,973	28,155	-817



Inquiries

Corporate Communication Division, Corporate Planning Department

E-mail: ir@marv.jp

URL: <https://corp.marv.jp>

This document contains forward-looking statements which are based on information currently available to the Company and which may change as a result of numerous factors including the macroeconomic environment and industry trends relevant to the Company. Therefore, these forward-looking statements are made subject to certain risks and uncertainties which could cause results, including actual business performance, to differ materially from those presented.